

Dr. Seuss's How the Grinch Stole Christmas! Audience Guide

Dr. Seuss's
HOW
The
GRINCH
STOLE
CHRISTMAS!

2023-2024 Season

•
children's
theatre
company
•

TABLE of CONTENTS

Summary and Content Advisories.....	p.3
Behind the Scenes.....	p.4
ACTIVITY: Learn to Walk Like a Who.....	p.6
ACTIVITY: Holiday Family Traditions.....	p.7
ACTIVITY: Suessian Gifts.....	p.8
ACTIVITY: Things to Look and Listen for During the Performance.....	p.10
ACTIVITY: Grinch Grams.....	p.11
Heading to CTC.....	p.12

At CTC, our mission is to create extraordinary theatre experiences that educate, challenge, and inspire young people and their communities. This Audience Guide is just one of the ways in which we aim to enhance your experience and further your engagement with the shows on stage.

It includes a summary, context, fun facts, and activities plus details that can help you decide what's right for your kids.

If you have any further questions, please contact our friendly Ticket Office Associates at 612.874.0400 during their regular business hours or email them at tickets@childrenstheatre.org.

Summary



What is this show about?

A miserly and miserable, ever-so-cantankerous Grinch has observed the despicable Christmas joy of the Whos with disdain, from a distance, for decades. Enough! In this CTC holiday favorite, filled with music and Seussian rhymes, he plots the greatest heist imaginable—stealing the very thing they love the most! Until, that is, the smallest of the Whos, tiny Cindy Lou, extends a hand. Through the combination of kindness and community, we witness not only a change in the course of Who-History, but the size and capacity of the old green guy's heart.

Content Advisories



Language: 0 out of 5 stars



Silly and made-up language in the style of Dr. Seuss.

Themes and Situations: 1 out of 5 stars



The Grinch is rejected by the Whos and lives alone on an isolated mountain cliff with only his dog Max for company.

Violence and Scariness: 2 out of 5 stars



The Grinch can be intimidating and scary. He steals everything right before Christmas morning. Max (the dog) is pushed around by the Grinch. Gifts are broken. In a nightmare sequence, distorted projections of Whos laughing are used to create a disorienting, spooky atmosphere.

Sensory Advisories: 2 out of 5 stars



Musical numbers may be loud and some sound effects are jarring. Fog, dry ice, and haze will be used. The Grinch comes into the audience.

Please contact tickets@childrenstheatre.org with any questions.

About Dr. Seuss

Born in Massachusetts on March 2, 1904, Theodor Geisel published his first children's book in 1937. Seuss is a Bavarian name and was his mother's maiden name. Theodor Seuss Geisel began signing his work under the mock-scholarly title of "Dr. Theophrastus Seuss" in 1927 when he was working as a magazine cartoonist. He shortened the name to "Dr. Seuss" in 1928.

Seuss worked in advertising, in the animation and film department for the US Army, and as a political cartoonist. After World War II, he started focusing on writing children's books, eventually writing and illustrating more than 60! Through the art and poetry of his books, Seuss encouraged his readers to think creatively, participate in society, and work to make the world a better place.

About *How the Grinch Stole Christmas*

How the Grinch Stole Christmas was first published in 1957. Dr. Seuss claimed that he was the inspiration for the Grinch. He was feeling grouchy about the over-commercialization of Christmas and dismayed with his wife's ongoing health issues. He looked in the mirror and remarked that he looked "very Grinch-ish." He wrote the book quickly afterwards and was mostly finished within a few weeks.



"I was brushing my teeth on the morning of the 26th of last December when I noticed a very Grinch-ish countenance in the mirror...So, I wrote about my sour friend, the Grinch, to see if I could rediscover something about Christmas that obviously I'd lost."


- Dr. Seuss, 1957

Since then, the picture book has been translated into multiple languages and topped multiple 'best of' lists. It has also been adapted to animated film, live-action film, stage plays and musicals, and even a horror film!



Building the Who Shoes

Since the world premiere production at CTC in 1994, elements of the show often need to be refreshed, including costume parts which were originally designed by Costume Designer David Kay Mickelsen. For example, the elf-like trademark Seussian feet often need some new shoes!



1

To make the shoes, all of the actors' feet are measured and traced. The leather soles are hand-drawn into pointed-toe shapes and cut out.



2

The shoes need to be durable enough to be danced in for 9-10 shows per week, so the soles get sent out for dance rubber to be glued on.



3

Once the soles are ready, the rest of the shoe can be crafted. The shoe has two layers of fabric (canvas inside and a variety of fabrics for the outside depending on the costume). The outer fabric is dyed to match the costumes.



4

Once the outside of the shoes are built, a dance shoe is glued inside for stability. The Grinch's shoes need even more support, so slip-on Keds are glued inside!

5

Final touches are added, including paint to imitate the Seussian illustration style. Then the shoes are ready for the stage!



This picture shows all of the different fabrics and colors of the different characters' shoes. Over time, the colors of the costumes and shoes can sometimes fade. Stage lighting can fade fabrics just as much as sunlight!

Learn to Walk Like a Who - Watch

HOW TO WALK LIKE A WHO!



Holiday Family Traditions

Brainstorm the holidays your family celebrates throughout the year. Choose your favorite and fill in your traditions in the boxes below with either words or drawings.



SONGS WE SING

FOODS WE EAT

DECORATIONS WE PUT OUT

CLOTHES WE WEAR

WORDS WE SAY

PLACES WE GO

Whatcha-ma-who—Seussian Gifts!

What will be under the Who Christmas tree this year? A Thing-a-ma-ding or Whatcha-ma-who? Or a brand new invention created by you?! Create an invention or toy that could be a Who-ville holiday gift. Brainstorm possible inventions by answering the questions below. Then, draw a picture of what your invention looks like on the next page.


What problem will your invention solve or what need/want will it fulfill?

What is the name of your invention?

If you were going to build your invention, what materials would you use?

Seussian Gifts continued

Now that you've brainstormed, draw a picture of your invention in the box below!



My Who-ville invention is called:

Create an ad for your invention. Don't forget to include the name of the product, how it is used, and what it costs.

3 Things to Look and Listen for During the Performance

Look for...

1. A red rocking horse. Which character wants one of these for Christmas?
2. An **ear trumpet**. What character uses this to hear better?
3. A heart growing three sizes.



Listen for...


1. Actors singing songs. Do you recognize any of the songs?
2. Characters speaking in rhyme. Do you recognize any of the lines from the book?
3. Seussian made up words. What words do you hear?



Grinch Grams

Your words have the power to make hearts grow—just like the Grinch’s!

Think about a person in your life who has been kind, helpful, or makes your day brighter. Cut out the heart below and write them a note letting them know what you appreciate about them. Then decorate the heart or layer hearts of different sizes to symbolize a heart growing just like the Grinch’s. Give or mail it to them and watch them light up!



CTC Theatre Etiquette

At CTC, we encourage audiences to engage with the live theatre experience and react freely. It's ok to laugh if something is funny, exclaim if something is surprising, gasp if something is scary, and maybe even dance along in your seats if the music inspires you. We value the real-time, honest reactions of our audiences.

We do, however, thank you for your partnership in making sure that any reactions from your kids are kind and respectful towards the actors onstage and towards all of the people who worked so hard to make the show possible.

Accessibility

Mobility Accessibility

The Target Lobby and UnitedHealth Group Stage are on the 2nd floor. At the building entrance, turn right and head through the Mia (Minneapolis Institute of Art) entrance. Then turn left just inside the entrance and go up the flight of 28 stairs to get to the lobby. Or you can use the elevator to the LEFT of the entrance doors. The balcony is accessed by going up another flight of 18 stairs. There is no elevator access to the balcony level.

An Accessible/All-Gender restroom is located next to the elevator on the 2nd floor in the Target Lobby. Additional restrooms are located down one floor near the entrance to the theatre.

Quiet Room/Sensory Sensitivities

The Quiet Room is located at the rear left side of the main floor of the UnitedHealth Group Stage. There are 3 stairs to get to the seating in the Quiet Room. The Quiet Room is separated from the audience by a glass window, so patrons can verbalize freely. Those utilizing the Quiet Room can still see and hear the performance. The performance is also live streamed in the lobby. Please feel free to come and go from the Quiet Room as you need to throughout the show.

Please let an usher know if someone in your group would benefit from a fidget, ear plugs, noise canceling headphones, or coloring/activity sheets during your visit.

Assistive Listening Devices

Please let an usher know if you would like to use an assistive listening device. These devices come equipped with an over-the-ear earpiece. This earpiece can be unplugged, and other devices, such as cochlear implants, can be plugged into the receiver using the 1/8" jack. If you will be plugging in your own device, please bring the appropriate cord as CTC does not have these on hand.

Sign Interpretation and Audio Description

Each CTC production has a sign interpreted and/or audio described performance for each production. These performances are noted in the [list of performance dates](#).

Prayer/Private Nursing Space

During your visit, please ask a member of our staff to use our private space for nursing, pumping, prayer, or other needs.

